

The background image is a landscape photograph of a wetland or pond area. The water is a warm, golden-brown color, reflecting the light from the sky. In the distance, there are low, hazy mountains. The sky is a pale, warm yellow. In the foreground, there are some dry, grassy plants. Numerous small, dark shapes are scattered across the water, likely birds or small boats. The overall mood is serene and natural.

Piute Ponds Hunting Orientation

Edwards Air Force Base, CA

2025-2026

Outline

- Rules and Regulations
- Piute Ponds Hunter Etiquette
- Wildfowl ID

Rules and Regulations

- Hunting on EAFB is a privilege, not a right
 - Can be revoked at any time for any reason
- Governing document: EAFBI 32-7064
 - Applies to ALL who hunt and fish at EAFB
- Hunt days:
 - Wednesday, Sunday, Federal Holidays (except Thanksgiving and Christmas)
 - Opener weekend (Sat-Sun) and closer (Sun)
 - Special hunts, i.e., Youth Hunt (Sun) and Veteran's Hunt (Sun)

Rules and Regulations (cont.)

- Those hunting at EAFB must:
 - Carry on their person a valid state and base hunting license, and applicable stamps
 - Hunt within the confines of the CDFW regulations
 - Report accurate hunter surveys
 - Park in authorized areas
 - Hunt in designated areas / blinds (no jump shooting)

Rules and Regulations (cont.)

- Those hunting at EAFB must (cont.):
 - Know thy target
 - Make every reasonable attempt at recovery
 - To include holding your fire if you cannot retrieve
 - Utilize as much of the animal as is possible
 - Always attempt to kill quickly and humanely
 - Remove all parts of the carcass from the Complex
 - Drive slow (25mph on Shuttle and 10 mph within the complex) and ONLY on established roads
 - Use shotguns only. Non-toxic shot of approved size!

Rules and Regulations (cont.)

- Those hunting at EAFB must (cont.):
 - Leave a wing on the bird for ID!
 - Fill out hunter surveys electronically, stop at check points
- Do NOT
 - Attempt to tamper with pond water control structures
 - Use motorized watercraft
 - Shoot within 200 yards of occupied campground, directly at other blinds, or across roads
 - Shoot outside the blind unless dispatching an injured bird shot from the blind
 - Consume or possess alcoholic beverages while on EAFB

Rules and Regulations (cont.)

- Do NOT (cont.)
 - Create a blind or access road outside of approved areas without permission of 412 CEG/CEV PRIOR to vegetation removal or ground disturbance
- Driving off of established roads is prohibited!

Ground disturbance activities without authorization is grounds for revocation of hunting privileges!

Rules and Regulations (cont.)


- Transportation of firearms
 - Authorized to proceed directly to Piute Ponds, Rod and Gun Club, EAFB Gates, AAFES, Family housing, SFS Armory with following governance:
 - Must have EAFB Hunting permit in possession
 - AD residing in housing must have AF Form 1314 in possession
 - NO Loaded firearms
 - Kept in trunk or out of reach, behind seat or gun rack
 - Not authorized to leave unattended firearms at anytime including in your vehicle

Piute Ponds Hunter Etiquette

- Be in your blind 30 minutes prior to shoot time
 - Or show up **AFTER 0900!**
- Park in designated areas
- No driving in the complex 1 hour prior to shoot time
- Avoid disturbing wildlife prior to shoot time
 - Headlights, loud talking, etc.

Piute Ponds Hunter Etiquette (cont.)

- Don't sky bust! Know your effective range!!!




I see some kind of bird
at 100 yards! Open
fiiiiiire!!!!

(ESPECIALLY if someone is working the flock!!!)

Piute Ponds Hunter Etiquette (cont.)

- Don't overcall. The ducks get smart quick!

Either that's a dumb hunter ... or a duck falling down some stairs!



Piute Ponds Hunter Etiquette (cont.)

- ID the duck that you are shooting at (before you shoot)!



Piute Ponds Hunter Etiquette (cont.)

- Law enforcement
 - Be kind, courteous, and respectful
 - Comply with their requests
 - Their job is to ensure legal and safe utilization of our natural resources!
- Birders and other Piute Ponds users
 - They have a right to be there too!

Piute Ponds Hunter Etiquette (cont.)

- Duck Blind “Owners”

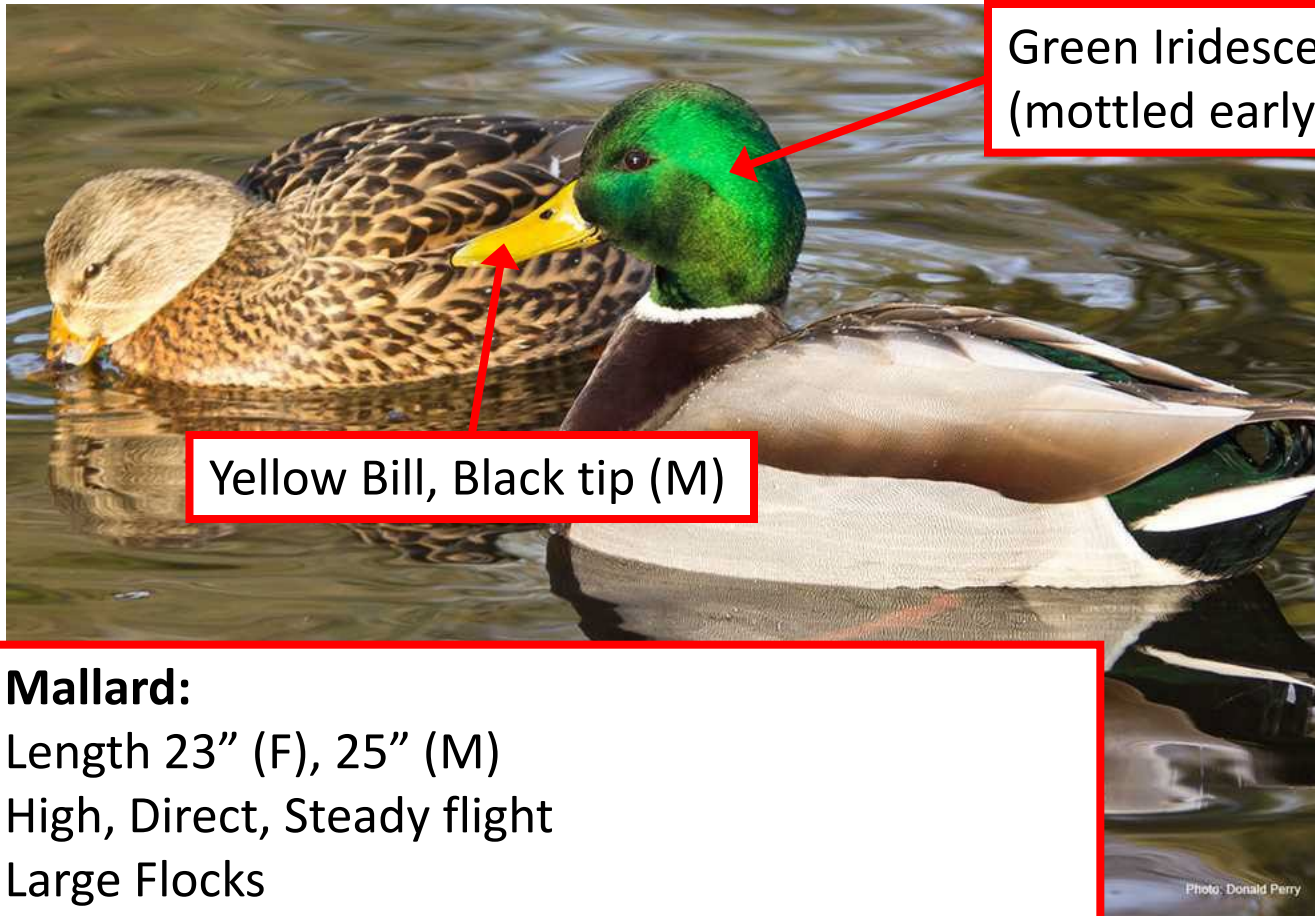
- It is a reservation to hunt there on all hunt days
- Other hunters are allowed to use your unoccupied blind ***without your permission***
- Return phone calls to other hunters.
 - Give another hunter a chance!
 - Set expectations for your blind and gear



Piute Ponds Hunter Etiquette (cont.)

- Duck Blind “Borrowers”
 - Treat it like you would treat your in-laws house
 - Be respectful when phone calling other hunters
 - Leave no trace. Pick up your shells, trash, etc.
 - Do not use gear without permission
 - And be respectful of their equipment! Put it away!
 - Follow up with the reservation holder.
 - Let ‘em know if they’re flying! Did you have success?

Wildfowl Identification



Green Iridescent Head
(mottled early season) (M)

Yellow Bill, Black tip (M)

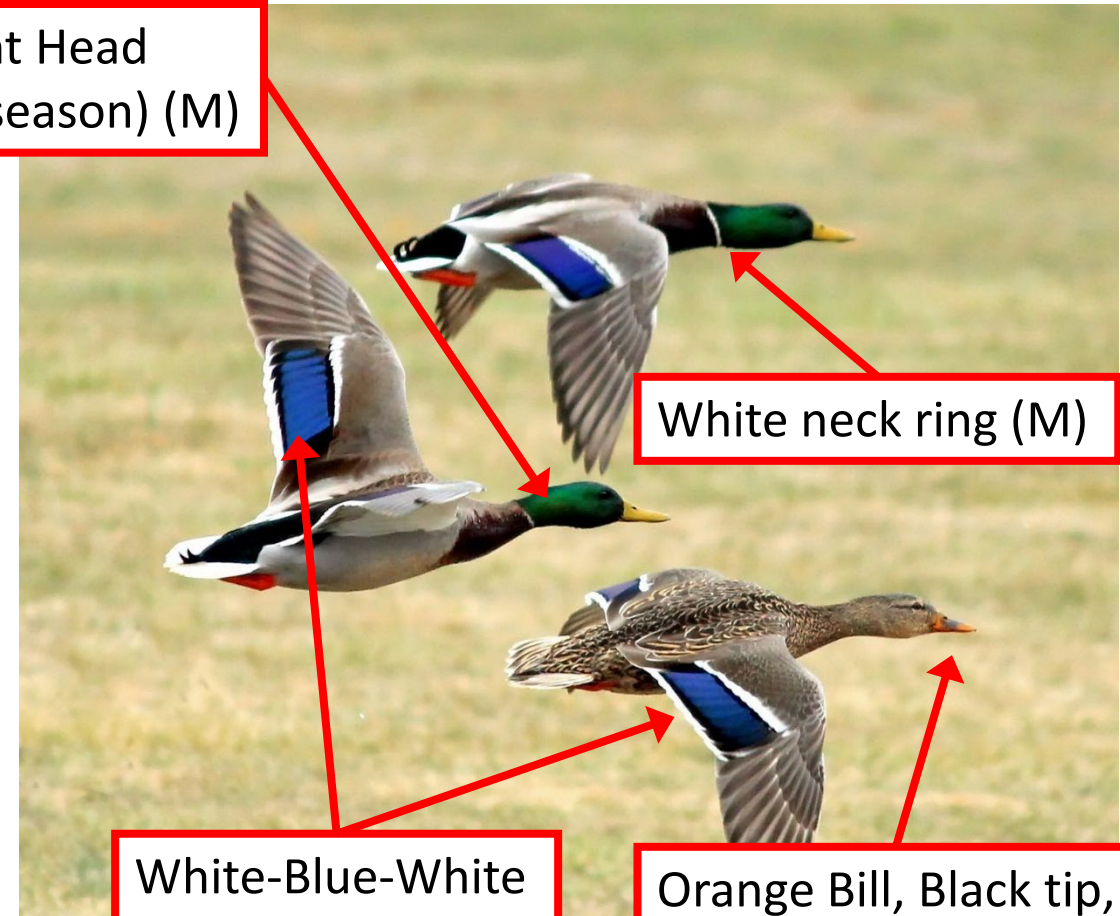
Mallard:

Length 23" (F), 25" (M)

High, Direct, Steady flight

Large Flocks

Raspy "Quack", dabbling "Tucka tucka tucka",
loud 3-5 burst "Quack"




White neck ring (M)

White-Blue-White
wing flash (M,F)

Orange Bill, Black tip,
mottled center (F)

Wildfowl Identification




Vivid late season color.
White shoulder,
chestnut lower half (M)

This image shows a male Northern Shoveler in water. It has a dark blue-green head, a large dark bill, and a white body with a prominent chestnut-colored lower half. A female is visible in the background with mottled brown and grey plumage.

Large bill. Black (M),
Dark gray/orange (F)

This image shows the heads of a male and a female Northern Shoveler. The male has a large, dark, straight bill, while the female has a slightly smaller, more curved bill that is dark gray or orange.



Large bill makes
easily ID'd in flight

This image shows a male Northern Shoveler in flight. The large, dark bill is a key feature for identification. The wings show a blue-white-green flash.

Northern Shoveler "Spoonie" or "Spoonbill":
Length 19" (F), 20" (M)
Medium High, Erratic Flight
Small Flocks
Nasal bray "chick chick", Higher pitched "Quack"



Yellow Eye (M)

This image shows a male Northern Shoveler in flight. The yellow eye is a distinctive feature. The wings show a blue-white-green flash.

Blue-White-Green
Wing Flash (M, F)

Wildfowl Identification

Chestnut, black, and white wing flash (M)

Black bill (M)

Gray, black, and white wing flash (F)

White wing flash easily ID'd in flight

Orange Bill, Black tip, mottled center (F)

Gadwall:

Length 19" (F), 21" (M)

High, Direct

Compact Flocks

Reedy burps "brap", Whistle, Higher-pitched "quack"



Wildfowl Identification

Green wing flash, chestnut head easily ID'd in flight



withmephoto.com

Green-Winged Teal:


Length 14" (F), 15" (M)

Medium high, erratic flight, Low over marshes

Compact Flocks


Whistle "peep peep", fast nasally "quack"

Chestnut red head with green mask.
Gray body (M)



Black bill (M)

Chestnut, green, black, and white wing flash (M, F)



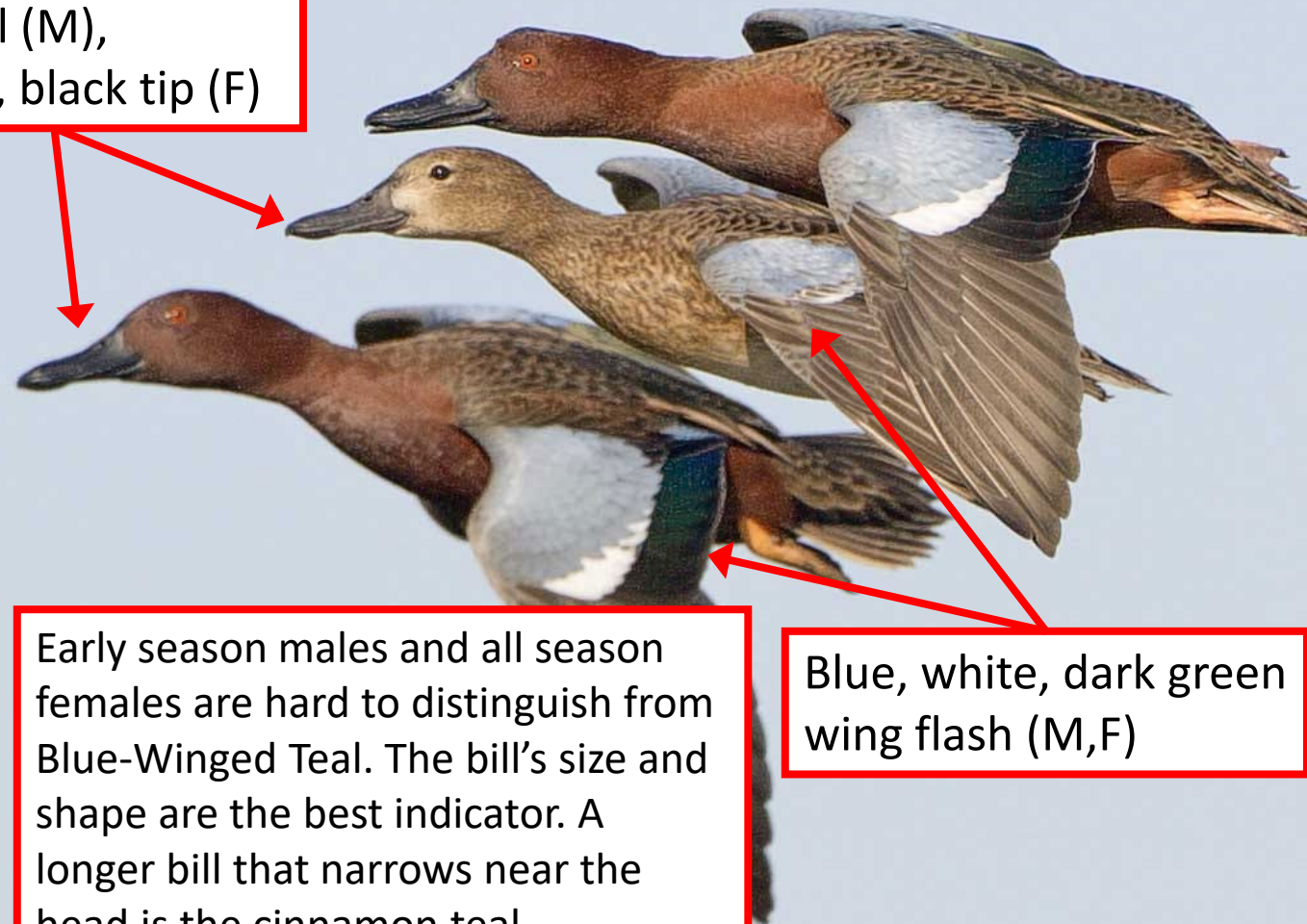
Mottled gray bill, black tip (F)

Wildfowl Identification

Late season
cinnamon color (M)



Black Bill (M),
Gray bill, black tip (F)



Cinnamon Teal:

Length 15" (F), 16" (M)

Medium high, erratic flight, Low over marshes


Compact Flocks

Series of "chuk" notes, loud spaced "quack"

Early season males and all season females are hard to distinguish from Blue-Winged Teal. The bill's size and shape are the best indicator. A longer bill that narrows near the head is the cinnamon teal.

Blue, white, dark green
wing flash (M,F)

Wildfowl Identification



Similar Blue-White-
Black-Dark Green wing
flash as Cinnamon Teal



Blue-Winged Teal hen,
or Cinnamon Teal hen?
Or an early-
season/juvenile drake?


Blue-Winged Teal:

Length 14" (F), 16" (M)

Medium high, erratic flight, Low over marshes

Compact Flocks

Loud/high whistle, nasal bleat, loud spaced
"quack"



White plumage
near bill (M)

Wildfowl Identification

Long, pointed tail (M)

Brown-white-black wing flash (F)

Gray-gold-green-black-white wing flash (M).

Brown head, white chest hook, gray body with black accents (M)


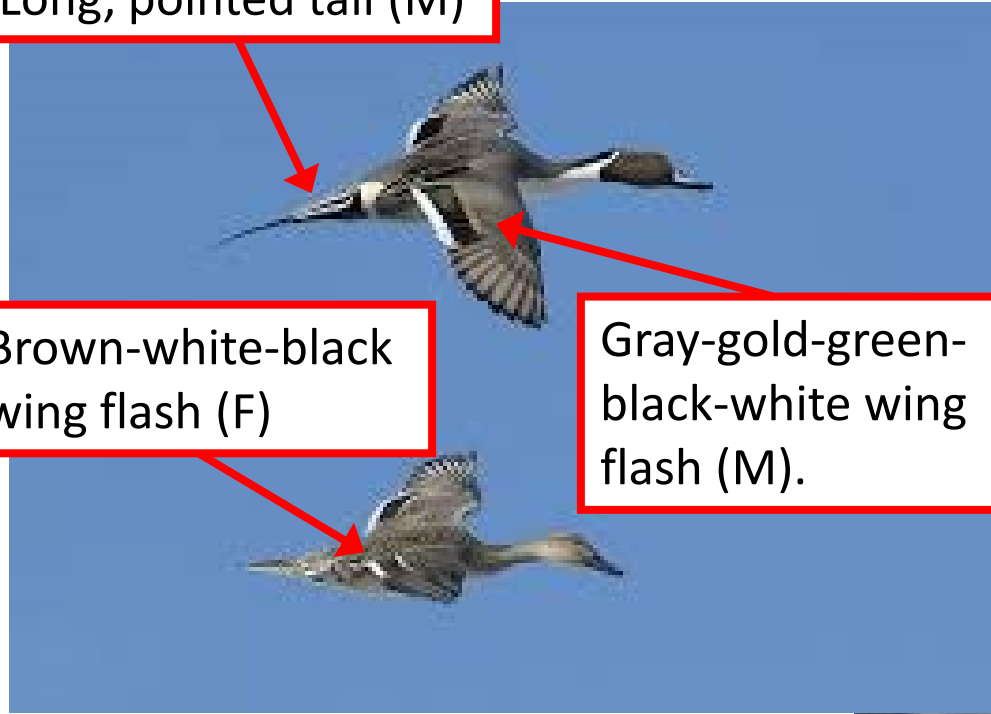
Pintail:

Length 21" (F), 25" (M)

High, Graceful fliers

Whistle "Peep Peep", wheezy mewling notes, raspy "quack"


Blue bill, black tip, black middle (M,F)



Wildfowl Identification


White plumage surrounding bill (F)

Bright white wing flash (M,F)



Blue Bill, Black tip, (M,F)

Distinct Black, gray, white plumage (M)



Scaup (Greater and Lesser):

Length 16-17" (F), 17-18" (M)

Medium-Low, erratic flight

Compact Flocks

Whistle "whe-o", soft fast whistle, grating "garf garf", raspy "ar ar ar"

Wildfowl Identification

Light-colored
crown (M)

Speckled head, dark
plumage around eyes (M,F)
Green mask (M)

Blue bill, black
tip (M,F)

Black and white wing flash
with a hint of green (M)


Wigeon:

Length 19" (F), 20" (M)

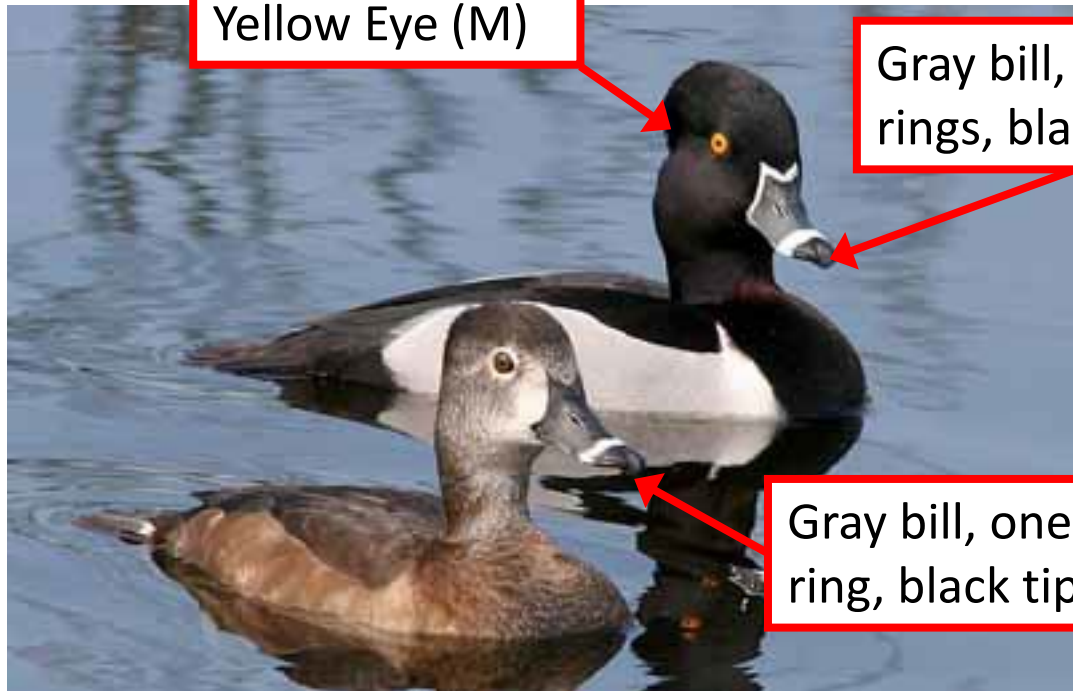
High, Twisting, Turning

Compact Flocks

Whistles like a "squeaky toy", quacks



Wildfowl Identification



Yellow Eye (M)

Gray bill, two white rings, black tip (M)

Gray bill, one white ring, black tip (M)

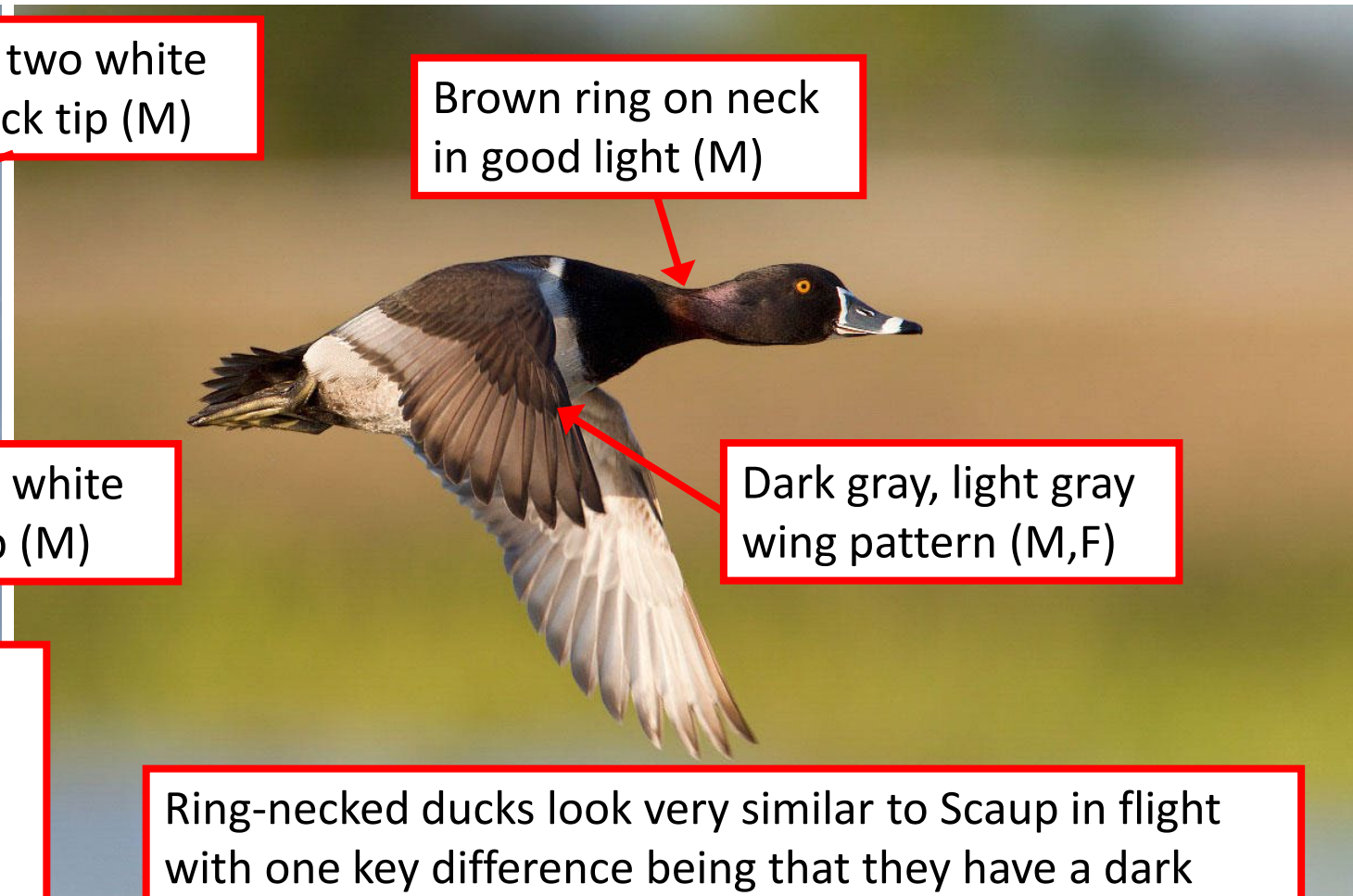
Ring-Necked:

Length 16" (F), 17" (M)

Medium-low, open formation

Small Flocks

Short-high grating barks, grunts, whistle "peep"



Brown ring on neck in good light (M)

Dark gray, light gray wing pattern (M,F)

Ring-necked ducks look very similar to Scaup in flight with one key difference being that they have a dark back vs the Scaup's lighter gray.

Wildfowl Identification

Surprise! A red head (M)

Yellow eye (M)

Blue bill with white-black tip (M,F)

Redhead:

Length 19" (F), 20" (M)

Medium-low, irregular flight



Large Flocks

Wheezy "whee-o", meow, guttural "err" sound

Female redhead can be distinguished from ring-necked by bill size and shape, and a larger number of gray feathers with black edges.

Light gray body (M), gray-white wing flash (M, F)

Black neck, white belly (M)



Wildfowl Identification

Red eye (M)

Chestnut colored head (M)

Females easily identified by size and shape of bill (F)

Gray body, black neck (M)

Canvasback:

Length 20" (F), 21" (M)

Medium-low, irregular flight with occasional V or line patterns

Small Flocks

Cooing, soft "krrr krrr"

Redhead (M) = YELLOW EYE
Canvasback (M) = RED EYE



Wildfowl Identification



Ruddy:
Length 15" (F), 15" (M)
Low
Small Flocks



Buffelhead:
Length 13" (F), 15" (M)
Low, direct
Small Flocks



Coot:
Length 15" (F), 15" (M)
Low, slow
Small or no flocks

Wildfowl Identification



Canadian Goose:
Length 25-43"
Large Flocks, big V
Loud honk "griiiiiiiiiit"



Snow Goose:
Length 25-38"
Large Flocks
Loud honk, super noisy



Ross' Goose:
Length 23"
Large Flocks
High-pitched "keek keek keek"

Wildfowl Identification



Cormorant


**DO NOT
SHOOT
THESE
BIRDS!!**



Tundra Swan



Pelicans



Grebes



Wildfowl Identification

- <http://www.ducks.org/hunting/waterfowl-id/>
- “*The LeMaster Method Waterfowl Identification*” guide book is an excellent field guide for bird identification!!!