



# Piute Ponds Hunting Orientation

Edwards Air Force Base, CA

2021-2022



# Outline

- Rules and Regulations
- Piute Ponds Hunter Etiquette
- Wildfowl ID

# Rules and Regulations

- Hunting on EAFB is a privilege, not a right
  - Can be revoked at any time for any reason
- Governing document: EAFBI 32-7064
  - Applies to ALL who hunt and fish at EAFB
- Hunt days:
  - Wednesday, Sunday, Federal Holidays (except Thanksgiving and Christmas)
  - Opener weekend (Sat-Sun) and closer (Sun)
  - Special hunts, i.e., Youth Hunt and Veteran's Hunt (Sun)

# Rules and Regulations (cont.)

- Those hunting at EAFB must:
  - Carry on their person a valid state and base hunting license, and applicable stamps
  - Hunt within the confines of the CDFW regulations
  - Report accurate hunter surveys
  - Park in authorized areas
  - Hunt in designated areas / blinds (no jump shooting)

# Rules and Regulations (cont.)

- Those hunting at EAFB must (cont.):
  - Know thy target
  - Make every reasonable attempt at recovery
    - To include holding your fire if you cannot retrieve
  - Utilize as much of the animal as is possible
  - Always attempt to kill quickly and humanely
  - Remove all parts of the carcass from the Complex
  - Drive slow and on established roads
  - Use shotguns only. Non-toxic shot of approved size!

# Rules and Regulations (cont.)

- Those hunting at EAFB must (cont.):
  - Leave a wing on the bird for ID!
  - Fill out hunter surveys electronically, stop at check points
- Do NOT
  - Attempt to tamper with pond water control structures
  - Use motorized watercraft
  - Shoot within 200 yards of occupied campground, directly at other blinds, or across roads
  - Consume or possess alcoholic beverages while on EAFB

# Rules and Regulations (cont.)

- Do NOT (cont.)
  - Create a blind or access road outside of approved areas without permission of 412 CEG/CEV PRIOR to vegetation removal or ground disturbance
- Driving off of established roads is prohibited!

**Ground disturbance activities without authorization is grounds for revocation of hunting privileges!**



# Rules and Regulations (cont.)


- Transportation of firearms
  - Authorized to proceed directly to Piute Ponds, Rod and Gun Club, EAFB Gates, AAFES, Family housing, SFS Armory with following governance:
    - Must have EAFB Hunting permit in possession
    - AD residing in housing must have AF Form 1314 in possession
    - NO Loaded firearms
    - Kept in trunk or out of reach, behind seat or gun rack
    - Not authorized to leave unattended firearms at anytime including in your vehicle

# Piute Ponds Hunter Etiquette

- Be in your blind 30 minutes prior to shoot time
  - Or show up **AFTER 0900!**
- Park in designated areas
- No driving in the complex 1 hour prior to shoot time
- Avoid disturbing wildlife prior to shoot time
  - Headlights, loud talking, etc.

# Piute Ponds Hunter Etiquette (cont.)

- Don't sky bust! Know your effective range!!!



I see some kind of bird  
at 100 yards! Open  
fiiiiiiiire!!!!

(ESPECIALLY if someone is working the flock!!!)

# Piute Ponds Hunter Etiquette (cont.)

- Don't overcall. The ducks get smart quick!

Either that's a dumb hunter ... or a duck falling down some stairs!



**QUACK**  
**QUACK**  
**QUACK**  
**QUACK**  
**QUACK**  
**QUACK**  
**QUACK**  
**QUACK**



# Piute Ponds Hunter Etiquette (cont.)

- ID the duck that you are shooting at (before you shoot)!



# Piute Ponds Hunter Etiquette (cont.)

- Law enforcement
  - Be kind, courteous, and respectful
  - Comply with their requests
  - Their job is to ensure legal and safe utilization of our natural resources!
- Birders and other Piute Ponds users
  - They have a right to be there too!

# Piute Ponds Hunter Etiquette (cont.)

- Duck Blind “Owners”
  - It is a reservation to hunt there on all hunt days
  - Other hunters are allowed to use your unoccupied blind ***without your permission***
  - Return phone calls to other hunters.
    - Give another hunter a chance!
    - Set expectations for your blind and gear

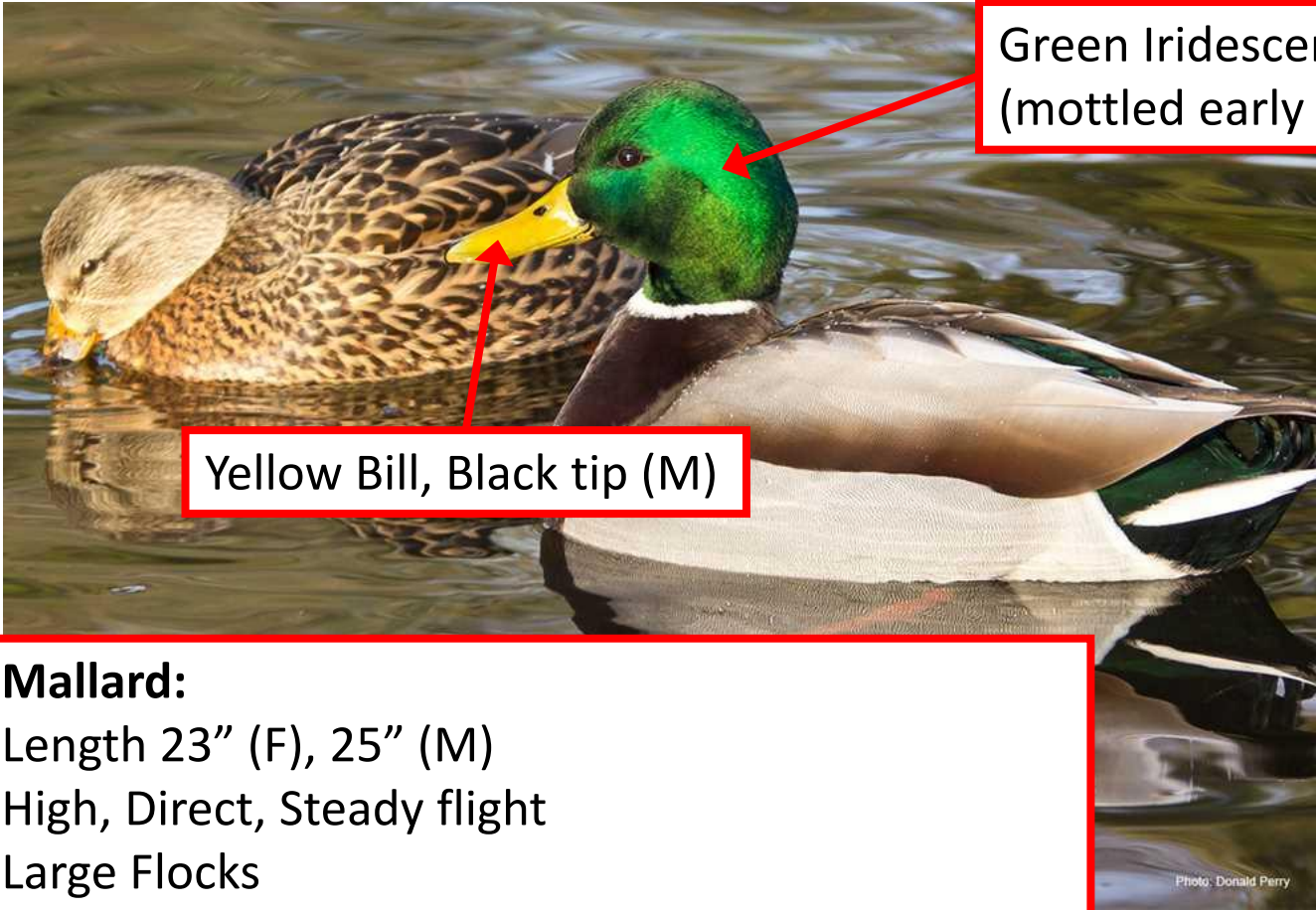


# Piute Ponds Hunter Etiquette (cont.)

- Duck Blind “Borrowers”
  - Treat it like you would treat your in-laws house
    - Be respectful when phone calling other hunters
    - Leave no trace. Pick up your shells, trash, etc.
    - Do not use gear without permission
      - And be respectful of their equipment! Put it away!
  - Follow up with the reservation holder.
    - Let ‘em know if they’re flying! Did you have success?



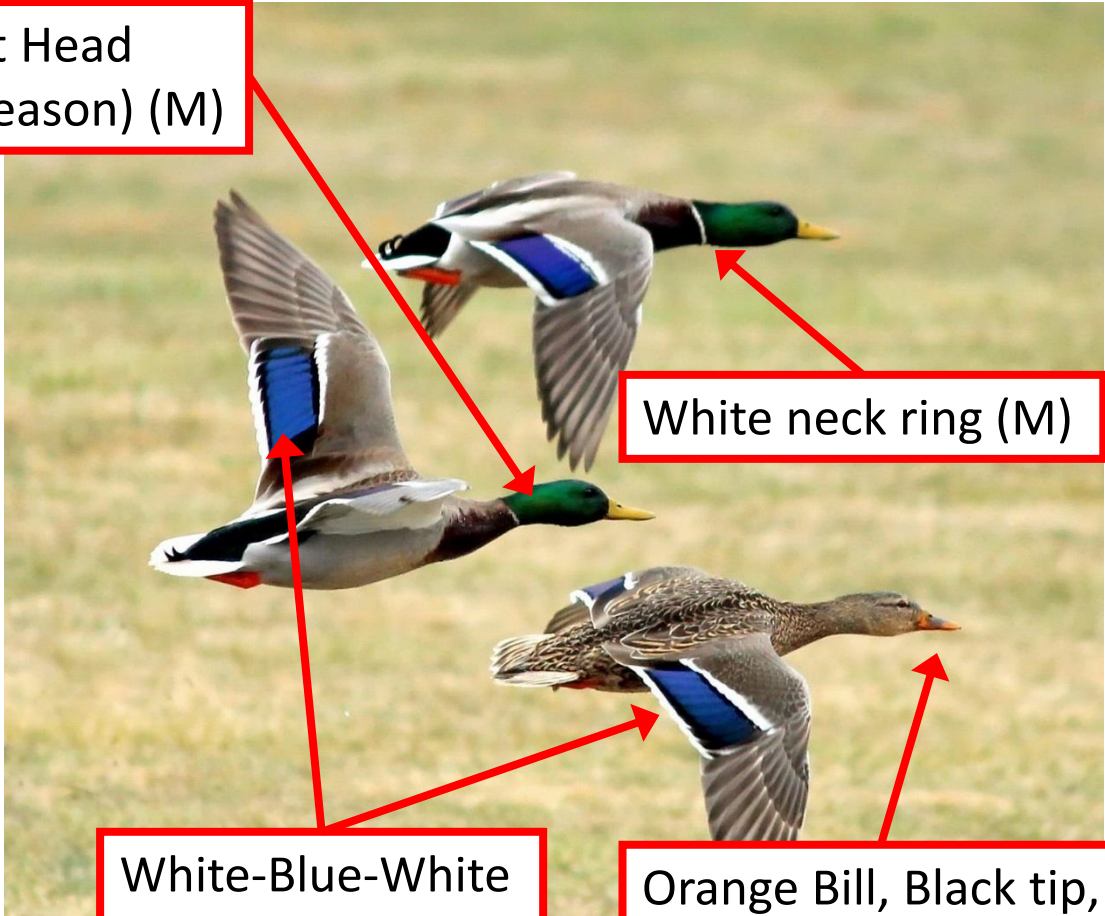
# Wildfowl Identification



Green Iridescent Head  
(mottled early season) (M)

Yellow Bill, Black tip (M)

**Mallard:**  
Length 23" (F), 25" (M)  
High, Direct, Steady flight  
Large Flocks  
Raspy "Quack", dabbling "Tucka tucka tucka",  
loud 3-5 burst "Quack"

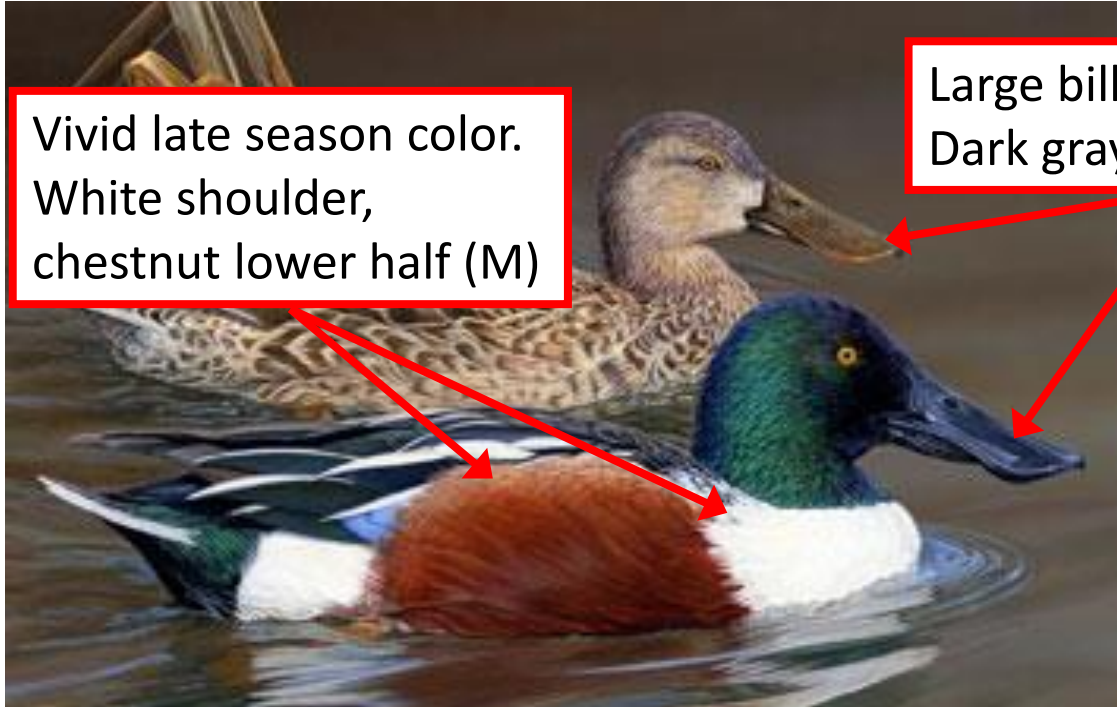


White neck ring (M)

White-Blue-White  
wing flash (M,F)

Orange Bill, Black tip,  
mottled center (F)

# Wildfowl Identification




Vivid late season color.  
White shoulder,  
chestnut lower half (M)

Large bill. Black (M),  
Dark gray/orange (F)

**Northern Shoveler “Spoonie” or “Spoonbill”:**  
Length 19” (F), 20” (M)  
Medium High, Erratic Flight  
Small Flocks  
Nasal bray “chick chick”, Higher pitched “Quack”




Large bill makes  
easily ID'd in flight



Yellow Eye (M)


Blue-White-Green  
Wing Flash (M, F)

# Wildfowl Identification



Chestnut, black, and white wing flash (M)

Black bill (M)



Gray, black, and white wing flash (F)

White wing flash easily ID'd in flight

Orange Bill, Black tip, mottled center (F)

## Gadwall:

Length 19" (F), 21" (M)

High, Direct

Compact Flocks

Reedy burps "brap", Whistle, Higher-pitched "quack"




# Wildfowl Identification

Green wing flash, chestnut head easily ID'd in flight



*withmephoto.com*


Chestnut red head with green mask. Gray body (M)



Black bill (M)

Chestnut, green, black, and white wing flash (M, F)

**Green-Winged Teal:**  
Length 14" (F), 15" (M)  
Medium high, erratic flight, Low over marshes  
Compact Flocks  
Whistle "peep peep", fast nasally "quack"



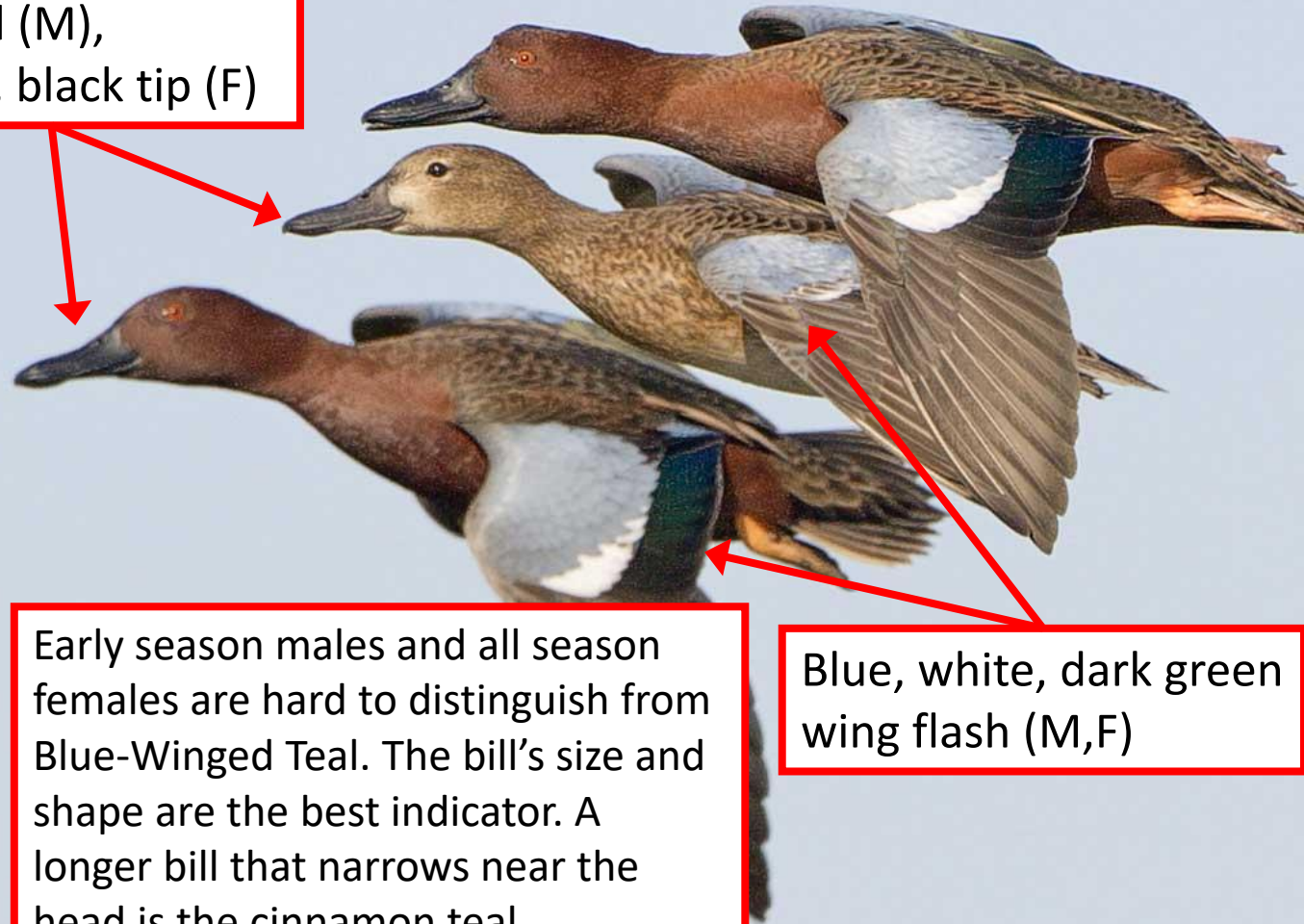
Mottled gray bill, black tip (F)

# Wildfowl Identification

Late season  
cinnamon color (M)



Black Bill (M),  
Gray bill, black tip (F)



## Cinnamon Teal:

Length 15" (F), 16" (M)

Medium high, erratic flight, Low over marshes


Compact Flocks

Series of "chuk" notes, loud spaced "quack"

Early season males and all season females are hard to distinguish from Blue-Winged Teal. The bill's size and shape are the best indicator. A longer bill that narrows near the head is the cinnamon teal.

Blue, white, dark green  
wing flash (M,F)

# Wildfowl Identification




Similar Blue-White-Black-Dark Green wing flash as Cinnamon Teal



Blue-Winged Teal hen, or Cinnamon Teal hen? Or an early-season/juvenile drake?

**Blue-Winged Teal:**  
Length 14" (F), 16" (M)  
Medium high, erratic flight, Low over marshes  
Compact Flocks  
Loud/high whistle, nasal bleat, loud spaced "quack"



White plumage near bill (M)

# Wildfowl Identification

Long, pointed tail (M)




Brown-white-black wing flash (F)



Gray-gold-green-black-white wing flash (M).

Brown head, white chest hook, gray body with black accents (M)



## Pintail:

Length 21" (F), 25" (M)

High, Graceful fliers

Whistle "Peep Peep", wheezy mewling notes, raspy "quack"



Blue bill, black tip, black middle (M,F)



# Wildfowl Identification


White plumage surrounding bill (F)

Bright white wing flash (M,F)



Blue Bill, Black tip, (M,F)

Distinct Black, gray, white plumage (M)



## Scaup (Greater and Lesser):

Length 16-17" (F), 17-18" (M)

Medium-Low, erratic flight


Compact Flocks

Whistle "whe-o", soft fast whistle, grating "garf garf", raspy "ar ar ar"

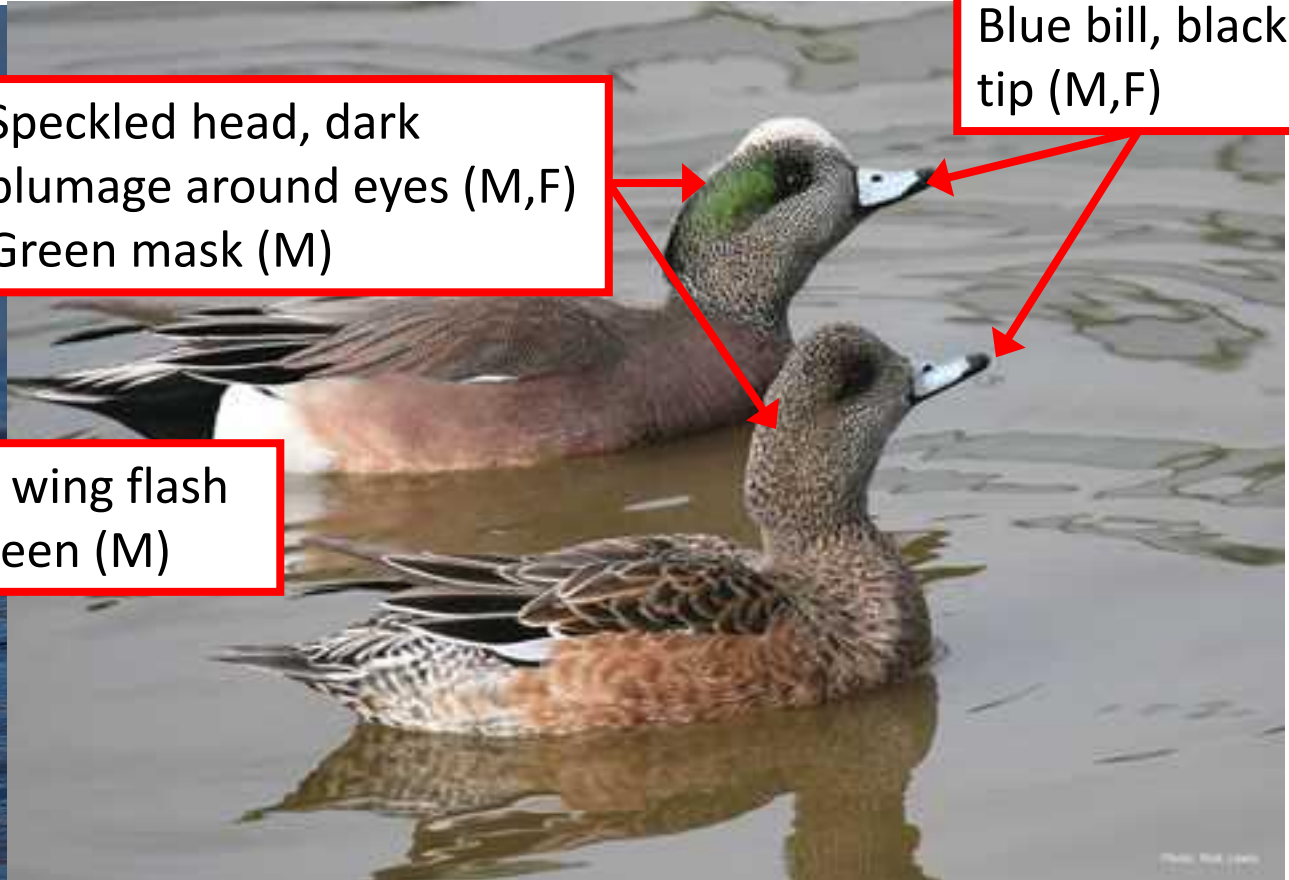


# Wildfowl Identification

Light-colored crown (M)



Speckled head, dark plumage around eyes (M,F)  
Green mask (M)



Blue bill, black tip (M,F)

Black and white wing flash with a hint of green (M)

## Wigeon:

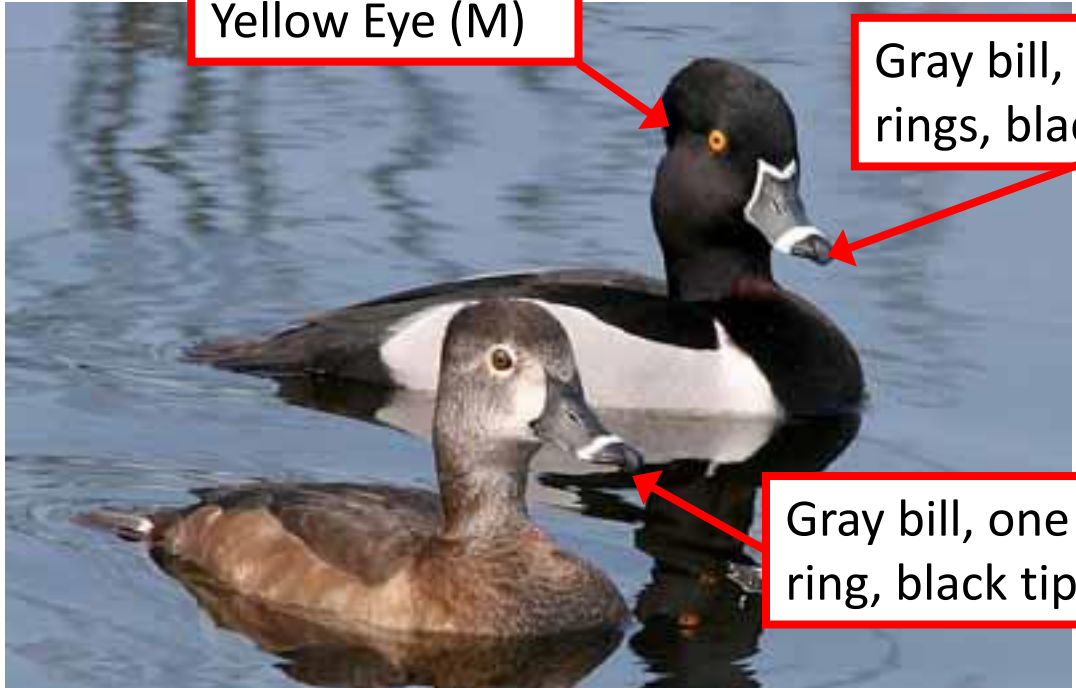
Length 19" (F), 20" (M)

High, Twisting, Turning

Compact Flocks

Whistles like a "squeaky toy", quacks

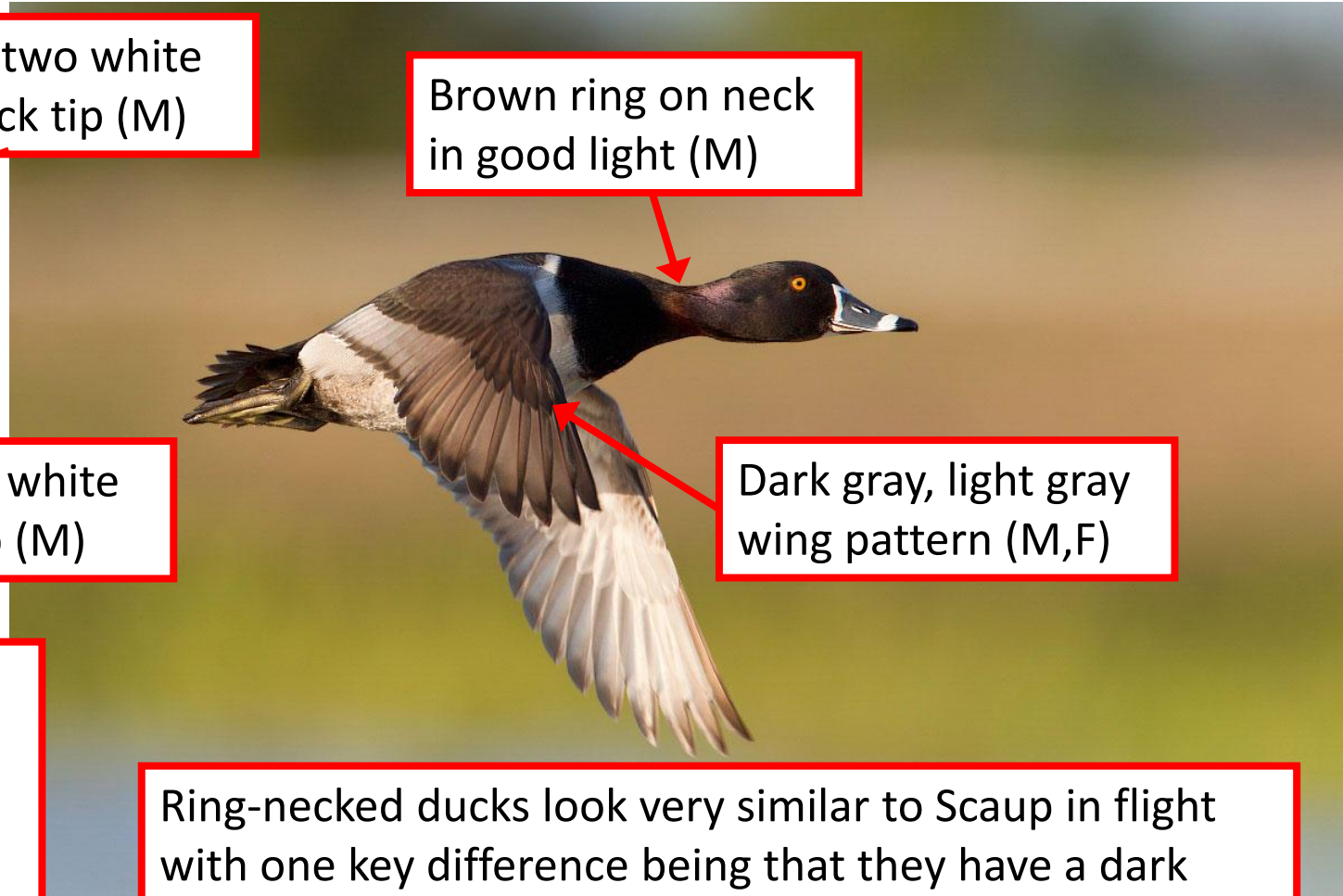
# Wildfowl Identification



Yellow Eye (M)

Gray bill, two white rings, black tip (M)

Gray bill, one white ring, black tip (M)



Brown ring on neck in good light (M)

Dark gray, light gray wing pattern (M,F)

## Ring-Necked:

Length 16" (F), 17" (M)

Medium-low, open formation

Small Flocks

Short-high grating barks, grunts, whistle "peep"

Ring-necked ducks look very similar to Scaup in flight with one key difference being that they have a dark back vs the Scaup's lighter gray.

# Wildfowl Identification

Surprise! A red head (M)

Yellow eye (M)

Blue bill with white-black tip (M,F)

## Redhead:

Length 19" (F), 20" (M)

Medium-low, irregular flight



Large Flocks

Wheezy "whee-o", meow, guttural "err" sound

Female redhead can be distinguished from ring-necked by bill size and shape, and a larger number of gray feathers with black edges.

Light gray body (M), gray-white wing flash (M, F)

Black neck, white belly (M)



# Wildfowl Identification

Red eye (M)

Chestnut colored head (M)

Females easily identified by size and shape of bill (F)

Gray body, black neck (M)

## Canvasback:

Length 20" (F), 21" (M)

Medium-low, irregular flight with occasional V or line patterns

Small Flocks

Cooing, soft "krrr krrr"

Redhead (M) = YELLOW EYE  
Canvasback (M) = RED EYE



# Wildfowl Identification



## **Ruddy:**

Length 15" (F), 15" (M)

Low

Small Flocks



## **Buffelhead:**

Length 13" (F), 15" (M)

Low, direct

Small Flocks



## **Coot:**

Length 15" (F), 15" (M)

Low, slow

Small or no flocks

# Wildfowl Identification



**Canadian Goose:**  
Length 25-43"  
Large Flocks, big V  
Loud honk "griiiiiiiiiit"



**Snow Goose:**  
Length 25-38"  
Large Flocks  
Loud honk, super noisy



**Ross' Goose:**  
Length 23"  
Large Flocks  
High-pitched "keek keek keek"

# Wildfowl Identification



Cormorant

**DO NOT  
SHOOT  
THESE  
BIRDS!!**



Tundra Swan



Pelicans



Grebes



# Wildfowl Identification

- <http://www.ducks.org/hunting/waterfowl-id/>
- “*The LeMaster Method Waterfowl Identification*” guide book is an excellent field guide for bird identification!!!